


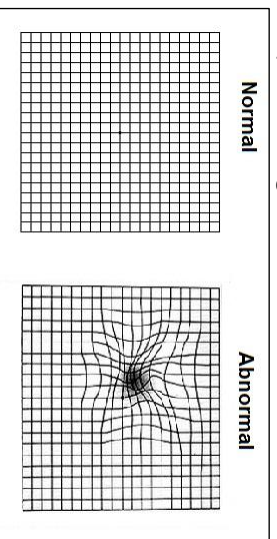


Amsler Grid Eye Exam



Directions

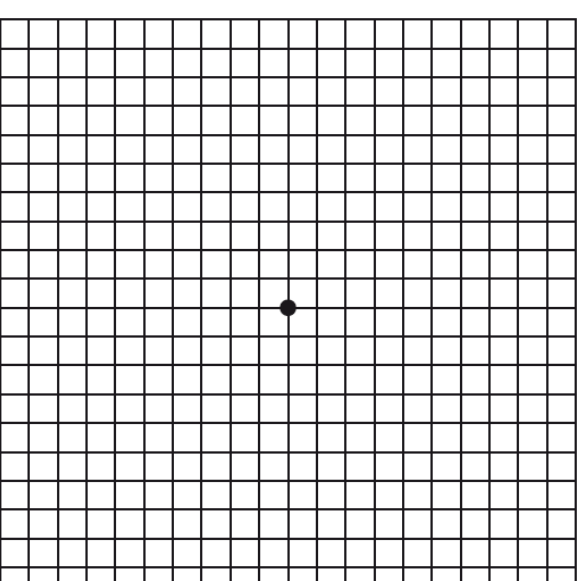
1. Put on the glasses you would normally wear for reading.
2. Stand approximately 33cm (13 in) from the grid in a well-lit room.
3. Cover one eye with your hand and focus on the centre dot with your uncovered eye. Repeat with the other eye.
4. If any grid lines appear wavy, broken, distorted, or if any part of the grid is blurred or missing areas, please contact your ophthalmologist immediately as you may be displaying symptoms of macular degeneration.



Ballina: 02 6681 9999 Robina: 07 5592 7900

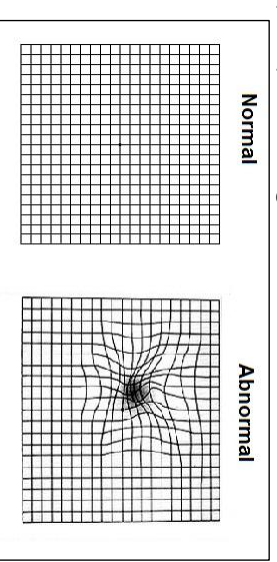


Amsler Grid Eye Exam



Directions

1. Put on the glasses you would normally wear for reading.
2. Stand approximately 33cm (13 in) from the grid in a well-lit room.
3. Cover one eye with your hand and focus on the centre dot with your uncovered eye. Repeat with the other eye.
4. If any grid lines appear wavy, broken, distorted, or if any part of the grid is blurred or missing areas, please contact your ophthalmologist immediately as you may be displaying symptoms of macular degeneration.



Ballina: 02 6681 9999 Robina: 07 5592 7900